



## FINISHES

---

*A natural and sophisticated materials palette which draws from its surroundings through rich tones and textures. A composition of refined surfaces creates the backdrop for a lush and considered landscape.*

---








Artist's impression-Pool Upgrade on application



# KITCHEN

*A selection of materials which perform under various exposures, maintaining their original aesthetic qualities.*  
*A composition of surfaces accentuating architectural alignments and features.*




- 1 Floor: Timber Blackbutt
- 2 Shelves & Cabinets: Polar White
- 3 Benchtop: Reconstituted stone Frosty Carrina
- 4 Splashback: Argente Pear



# BATHROOM

## DRIFT




- 1 Wall : Reconstituted stone Oyster
- 2 Shelves & Cabinets: Polar White
- 3 Floor: Ceramic Tile Matt



# BATHROOM

## DUNE

- 5 Wall: Porcelain Richmond Latte
- 10 Shelves & Cabinets: Polar White
- 3 Floor: Ceramic Tile Matt





# FINISHES UPGRADE

Floor  
Timber Floor Tasmania  
Blackwood



“DRIFT”  
KITCHEN

Splashback: Staturio Nuvo



“DUNE”  
KITCHEN

Splashback: Dreamy Marfil



## FINISHES











FINISHES



FINISHES

## EXTERNAL FINISHES

- 1 Timber Cladding
- 2 Render White Finish
- 3 Render Grey Bygone Finish
- 4 Render Dark Grey Finish
- 5 Concrete
- 6 Steel Textured Finish
- 7 Louvre Screens
- 8 Window Frames, charcoal powdercoat
- 9 Render Grey Finish
- 10 Timber Cladding





# STANDARD FIXTURES

*A choice of quality appliances selected to compliment considered and thoroughly designed interior spaces, flush and recessed details frame an elegant array of fixtures which together result in seamless transitions of materials and finishes.*



## FIXTURES



Gas cooktop  
600mm



Gas cooktop



600mm Oven



900mm Oven



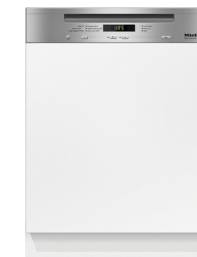
Built-in extractor  
unit 535mm



Built-in extractor  
unit 702mm



Semi-integrated  
dishwasher 598



Semi-integrated  
dishwasher 598



ActiveSmart Fridge-  
Top Freezer 790mm



ActiveSmart Fridge-  
790mm door drawer



Waste Bin



Storage



# PREMIUM FIXTURES

## FIXTURES



Premium.  
Gas cooktop



Gas cooktop  
with electronic  
894mm  
functions



Built-in oven  
900mm with M/  
Touch Display



Integrated  
Microwave  
with controls  
568mm



Fully integrated  
dishwasher  
with delay start



Fully integrated  
dishwasher  
with 3D cutlery tray  
and 45 dB(A) for  
maximum  
convenience



Fridge 900mm.  
French Door Slide-in  
Panel Ready



MasterCool  
fridge-freezer  
with high-quality  
features

BATHROOM FIXTURES

FIXTURES



1200 cabinet and wash basin



60mm wall cabinet and wash basin



120 cabinet and wash basin



550 cabinet and wash basin



Pin Lever Basin Set Swivel



Pin lever bath set 200mm



Basin mixer



Shower/wall mixer



BATHROOM FIXTURES

FIXTURES



Como 1200 mirror cabinet



Twin Shower



Towel ring



Toilet roll holder round



Single Towel Rail 600mm



Double Towel Rail 800mm Round Plate



Double Towel Rail 600mm Round Plate



1700 Island Bath



Glass Shelf

# PURCHASER UPGRADES

## UPGRADES

Gas Fire Place



Home theatre system



Lift

